










	M	U	S	I	C
K	<p>This is the story on which our Kindergarten Musical, planned for May, is based.  <a href="https://www.youtube.com/watch?v=q-GILRQCu3U">https://www.youtube.com/watch?v=q-GILRQCu3U</a></p> <p>A COOL version of the story:  <a href="https://www.youtube.com/watch?v=tZoptfUovt0">https://www.youtube.com/watch?v=tZoptfUovt0</a></p>	<p>Go to Quavermusic (best on tablet)  <a href="https://www.quavermusic.com/info/">https://www.quavermusic.com/info/</a>  Click on the yellow student interactives tab </p> <p>Class Code entry is PYBWE Under <b>“Movement”</b> create <b>“Body Percussion Dances”</b> and perform and teach them to your family!</p>	<p>Listen to the theme song of your favorite TV show. Does it sound fast or slow? Loud or Soft? Mostly high or mostly low? Why do you think they wrote the song that way? Tell your family what you think.</p>	<p>Sing a song to a younger sibling (or a pet/doll/stuffed animal). Sing a song every day even if it’s just NO MORE PIE!</p> <p>Teach your entire family the Bunny Hop!  <a href="https://www.youtube.com/watch?v=3lelOJjA0M">https://www.youtube.com/watch?v=3lelOJjA0M</a></p>	<p>These are other schools performing our musical:  <a href="https://www.youtube.com/watch?v=gW5B8XQLhag">https://www.youtube.com/watch?v=gW5B8XQLhag</a>  and  <a href="https://www.youtube.com/watch?v=NFTgNBR000I">https://www.youtube.com/watch?v=NFTgNBR000I</a>  watch, learn, and sing!</p>
1	<p>Go to Quavermusic (best on tablet)  <a href="https://www.quavermusic.com/info/">https://www.quavermusic.com/info/</a>  Click on the yellow student interactives tab </p> <p>Class Code entry is PYBWE Under <b>“Movement”</b> create <b>“Body Percussion Dances”</b> and perform and teach them to your family!</p>	<p>Go to Quavermusic (best on tablet)  <a href="https://www.quavermusic.com/info/">https://www.quavermusic.com/info/</a>  Click on the yellow student interactives tab </p> <p>Class Code entry is PYBWE Under <b>“Music Theory”</b> play the <b>“Bell Challenge”</b> to the highest level you are successful. Now, challenge your family!</p>	<p>Go to Quavermusic (best on tablet)  <a href="https://www.quavermusic.com/info/">https://www.quavermusic.com/info/</a>  Click on the yellow student interactives tab </p> <p>Class Code entry is PYBWE Under <b>“Music Theory”</b> do the <b>“Playing Rhythm Patterns”</b> activity. After you create, play on a drum or plastic bowl from the kitchen!</p>	<p>Teach your entire family the Bunny Hop!  <a href="https://www.youtube.com/watch?v=3lelOJjA0M">https://www.youtube.com/watch?v=3lelOJjA0M</a></p> <p>also teach them the La Raspa!  <a href="https://www.youtube.com/watch?v=zzKbSNZrQ8M">https://www.youtube.com/watch?v=zzKbSNZrQ8M</a></p>	<p>Go to Quavermusic (best on tablet)  <a href="https://www.quavermusic.com/info/">https://www.quavermusic.com/info/</a>  Click on the yellow student interactives tab </p> <p>Class Code entry is PYBWE Under <b>“Music Theory”</b> do the <b>“Find That Beat”</b> decide the strong/weak patterns.</p>
2	<p>Go to Quavermusic (best on tablet)  <a href="https://www.quavermusic.com/info/">https://www.quavermusic.com/info/</a>  Click on the yellow student interactives tab </p> <p>Class Code entry is PYBWE Under <b>“Music Creation”</b> explore <b>“Make a Form, Play a Form 3”</b> don’t forget your <b>ta</b> and <b>ti-ti</b></p>	<p>Go to Quavermusic (best on tablet)  <a href="https://www.quavermusic.com/info/">https://www.quavermusic.com/info/</a>  Click on the yellow student interactives tab </p> <p>Class Code entry is PYBWE Under <b>“Instruments and Knowledge”</b> use the <b>“Epic Soundtrack”</b> explore different sounds. Create a story to go with the moods of the music. Share it with a family member!</p>	<p>Go to Quavermusic (best on tablet)  <a href="https://www.quavermusic.com/info/">https://www.quavermusic.com/info/</a>  Click on the yellow student interactives tab </p> <p>Class Code entry is PYBWE Under <b>“Music Theory”</b> choose dynamics for the <b>“Dynamic Percussion level 2 or 3”</b>. Perform on an instrument you have a home or a simply plastic bowl turned into a drum.</p>	<p>Create a dance that has at least 2 different sections. Use any music. A section= 1 motion you do for 8 counts B= 1 different motion you do for 8 counts You may repeat. Send me a video of your dance!</p>	<p>Go to Quavermusic (best on tablet)  <a href="https://www.quavermusic.com/info/">https://www.quavermusic.com/info/</a>  Click on the yellow student interactives tab </p> <p>Class Code entry is PYBWE Under <b>“Music Theory”</b> play the <b>“Bell Challenge”</b> to the highest level. Now, challenge your family!</p>

